

wellcare

Electric **Foot Warmer**



USER MANUAL

Model Number FW-005A



Contents

- 03** **General Safety Warnings**
- 08** **Getting Started**
- 09** **Product Overview**
- 11** **Operation**
- 12** **Troubleshooting**
- 13** **Symbols**
- 14** **Specification**

General Safety Warnings

For the safety of yourself and others, follow all instructions and take notice of all the warnings. When adhered to, these safety precautions can reduce the risk of fire, electric shock and injury. Important instructions. Retain for future use.

This product complies with Australian Safety standard AS/NZS 60335.1 and AS/NZS 60335.2.81 to ensure the safety of the product.



The RCM is a visible indication of a product's compliance with all applicable ACMA regulatory arrangements, including all technical and record-keeping requirements.



CLASS II - DOUBLE INSULATED APPLIANCE

This symbol indicates that the appliance has been designed in such a way that it does not require a safety connection to electrical earth (ground)

Always follow basic safety precautions and accident prevention measures when using an electrical appliance, including the following:

Electrical Safety and Cord Handling

Voltage: The appliance must only be supplied at the correct voltage from a power source via the supplied power plug.

Electrical circuit: Use a safe socket with an earthed connection. To ensure you do not overload

the circuit, do not operate another high-wattage product on the same circuit.

Connection: To insert the plug, grasp it firmly and guide it into the outlet.

WARNING! No extension cord: Do not use the appliance with a power board or extension cord, as these may overheat and create a fire risk

Protect the power cord:

- Do not twist or kink the cord or let it touch heated surfaces.
- Do not put any stress on the cord where it connects to the product.
- Never carry the product by the cord.
- Arrange the cord away from any traffic areas so no one will trip over it.
- Do not run the cord under carpeting or cover it with rugs, runners, etc.

General Safety Warnings

Damaged cord: Check the power supply cord regularly for visible damage. If it is damaged, it must be replaced by the manufacturer or appropriately qualified personnel in order to avoid any hazards.

Plug: It is normal for the plug to feel warm; however, a loose fit between the AC outlet and plug may cause overheating and distortion of the plug. Contact a qualified electrician to replace a loose outlet. This appliance is only to be used with the power supply unit provided.

Winding the cord: If winding the power cord, avoid tight bends as this could damage the cord.

After use: Switch off and unplug the appliance from the power outlet when it is not in use and before cleaning, servicing, moving or storing the appliance. To disconnect, switch it off and remove the plug from the outlet. Grip the plug do not pull the cord.

Usage Conditions and Restrictions

Domestic use only: This product is intended for indoor, non-commercial, nonindustrial, household use only. Do not use it outdoors or on wet surfaces.

Intended purpose: Do not use this appliance for anything other than its intended purpose and only use it as described in this manual. Any other use is not recommended and may cause fire, electric shock, or injury.

Usage restrictions: This product is not intended for use by persons (including children) with reduced physical, sensory or medical capabilities, or lack of experience and knowledge, unless they have been given supervision or instruction concerning the use of the appliance by a person responsible for their safety.

The appliance must be repaired or replaced if the cover becomes worn. Signs of wear include thinning fabric, visible tears, frayed edges, loose stitching, exposed inner components, or areas where the material feels unusually soft or damaged.

WARNING: To reduce the risk of electric shock, fire, burns or injury to persons;

- **DO NOT** reach for an appliance that has fallen into water. Unplug it immediately.
- **DO NOT** use while bathing or in the shower.
- **DO NOT** place or store the appliance where it can fall or be pulled into a tub or sink.
- The appliance should **NEVER** be left unattended when plugged in. Unplug from the outlet when not in use, and before putting on or taking off any parts or attachments (if applicable).
- **DO NOT** operate the appliance under a blanket or pillow. Excessive heating can occur and cause fire, electric shock, or injury to persons.
- **DO NOT** carry this appliance by the cable or use the cable as a handle.
- **NEVER** cover the appliance when it is operating.
- **DO NOT** use this product for more than 15 minutes at a time.
- Extensive use could lead to the product's excessive heating and shorter life. Should this occur, discontinue use and allow the unit to cool before operating.
- **DO NOT** use this product while standing.
- **NEVER** use this product while in bed.
- **DO NOT** use this product before bed.
- This product should **NEVER** be used by any individual suffering from any physical ailment that would limit the user's capacity to operate the controls or who has sensory deficiencies in the lower half of their body.
- **DO NOT** use while driving, straight after a meal, when drunk, when asleep, or if there is risk that you might fall asleep.
- **DO NOT** use in an inflammable, explosive or damp environment.
- **DO NOT** use the product if it has been damaged or is not working properly.
- This appliance is intended for household use only.
- **DO NOT** use this appliance if there are signs of damage.
- **NEVER** use this appliance for warming pets.

WARNING: Do not expose this product to direct sunlight or place it near a heater or other heat source.

WARNING: Do not use this device if it has been exposed to water, or has been damaged in any way. Do not use this device if it is functioning abnormally.

WARNING: Stop using this product immediately if you experience discomfort during use.

CAUTION: Do not expose this product to sharp objects, as they may tear the fabric, scratch the controller or otherwise damage this product.

Children: Children under the age of 12 should not use the appliance. Children should be supervised to ensure that they do not play with the appliance.

Accessories: The use of accessory attachments not recommended in this manual may cause injury or hazards.

Misuse: Improper application or misuse may result in the risk of fire, electric shock and injury. We accept no responsibility for any eventual injury or damage caused by improper use or noncompliance with this manual.

Repair: Do not attempt to repair, disassemble or modify the product; there are no user derivable parts inside. In case of damage, contact our after sales support centre.

Health Matters

Usage restrictions: This product is a non-professional appliance designed to provide a soothing warmth. Do not use it as a substitute for medical attention.

Heated surface: This appliance has a heated surface. Persons insensitive to heat must be careful when using the appliance.

CAUTION: Consult your doctor prior to using this product:

- If you have any concerns regarding your health, or suffer from an illness that may give you cause for concern.
- If you are pregnant or postpartum.
- If you are suffering from bone disease.
- If you have skin allergies, rashes, scalds or burns.
- If you have heart disease and/or abnormal blood pressure.
- If you have epilepsy.

- If you have osteoporosis.
- If you have a cardiac pacemaker, artificial joints or electronic implants.
- If you suffer from one or more of the following illnesses and complaints: circulation disorders, varicose veins, open wounds, bruises, broken skin, inflammation of the veins.

CAUTION: DO NOT use this product:

- To supplement or replace medical treatment – chronic complaints and symptoms may be made worse.
- On swollen or inflamed areas or skin eruptions.
- If you have diabetes.
- If you suffer from any physical ailment that would limit your capacity to operate the control.
- If you are insensitive to heat and unable to react to overheating.

Safety information

- The product must only be used for its intended purpose as described in the manual. Using the product for any other purpose invalidates the warranty.
- Improper use may result in a risk of fire.
- This product is not for commercial use.
- The product can be used by children aged from 12 years and above and persons with reduced physical, sensory or mental capabilities or lack of experience and knowledge if they have been given supervision or instruction concerning use of the appliance in a safe way and understand the hazards involved. Children shall not play with the product.
- Do not use the product if it shows any signs of damage, if it is not in perfect working order, or if it has been dropped to become damp.
- Do not attempt to repair the product yourself in the event of a malfunction since this will invalidate the warranty. Repairs should only be carried out by authorised service centres.
- Do not cover up the product when it is switched on. Never use it under blankets or cushions.
- Use the product only in dry rooms, and in no case when bathing or showering.
- Do not use the product near petrol or other easily flammable substances.
- Turn the product off after each use and before cleaning it.
- Cleaning and user maintenance shall not be made by children without supervision.
- Outdoor shoes must be removed before use.

Getting Started

Before first use

- Unpack the product and accessories and ensure all parts of the product are undamaged and in good working order. Keep the original packaging carton and materials in a safe place. It will help prevent any damage if the product needs to be transported in the future, and you can use it to store the product when it is not in use. In the event that the packaging is to be disposed of, please recycle all packaging materials where possible.
- Plastic wrapping can be a suffocation hazard for babies and young children, so ensure all packaging materials are out of their reach and disposed of safely.
- Unwind the cable to its full length and inspect it for damage. Do not use the product if any part is damaged or not working properly. In case of damage, contact our after sales support line for advice.
- Read this manual to familiarise yourself with the product. Pay particular attention to the safety instructions on the previous pages.

What's in the box:

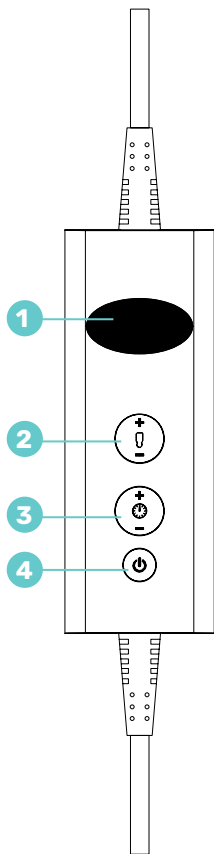
- Electric Foot Warmer
- Instructional Manual
- Warranty Certificate

Product Overview



- 1 Foot Warmer Inner Lining
- 2 Foot Warmer Main Body
- 3 Power Plug
- 4 Remote Control with Cord

Product Overview




Control Panel

- 1 Digital Display Screen
- 2 Heat Button
- 3 Timer Button
- 4 Power Button

Operation

IMPORTANT: Outdoor shoes must be removed before use!

How to use:

1. Plug the product into a secure power point. The "  " symbol will appear on the display and disappear after 1–2 seconds.
2. The digital display screen will then show a red dot "."
3. Press the **Power Button**. The display will show "-" and the red indicator will blink for 10 seconds. Press any button except the **Power Button** within these 10 seconds to activate the product.
4. Press the **Heat Button** to select your desired temperature level (1–9 or H). Press "+" to increase or "-" to decrease the level. The selected level will appear on the screen.
5. Press the **Timer Button** to set the timer (1 – 9 where 1 indicates 10 minutes, 2 indicates 20 minutes and so on). Use "+" to increase or "-" to decrease the time. After confirming your selection, the electric foot warmer will automatically switch off after the set duration.
6. When powered on, the foot warmer will default to Level 4 heat with a 30 minute timer.
7. Press the **Power Button** again to restart the foot warmer. Heating Level 1 is recommended for continuous use.

IMPORTANT: The connector is non-detachable. To switch on the appliance, plug it into a power outlet and then turn the device on.

IMPORTANT: Please ensure the appliance rests loosely over the area of use, allowing air to circulate between the appliance and your skin. This helps prevent heat buildup.

Automatic Shut-off

The device automatically switches off after the selected time. This saves energy and provides added safety by ensuring the foot warmer never operates unattended. After use, always unplug the power cord from the outlet.

Troubleshooting

If the device does not work, check and ensure that it is properly connected to the power outlet. If all connections are correct and the product is still not working, please call our after sales support centre. Do not attempt to open and repair this product yourself.



Care, Cleaning and Storage

- Do not wash the electric foot warmer.
- Remove the inner lining if you want to wash it.
- The inner lining can be hand-washed or machine-washed on a mild 40°C cycle.
- Dry the inner lining using a delicate drying program.
- Do not iron, bleach, dry clean, or tumble dry.
- Do not use pressure cleaners.
- Keep the thermostat away from liquids to prevent damage.
- Never use the appliance when it is wet or damp.
- Let the appliance air-dry; do not use laundry pins as they can damage the wires.
- Allow the appliance to cool before folding or rolling.
- Do not crease, wrinkle, or place heavy objects on the device during storage.
- Store the device in a dry location when not in use.
- Regularly inspect the device and power cord for wear or damage.
- Do not use chemical moth protection.
- Return the device to the point of sale if you notice any wear or malfunction.

Service, Repair and Spare Parts

The product contains no user-servicable parts. Do not attempt to take it apart, repair or modify it. Do not operate the product if it is damaged or working abnormally. **Contact our after sales support centre if a service is required. To do so, visit tempo.org/support or call 1300 886 649**

Symbols

Symbol	Description
	Do not bleach
	Do not Dry Clean

Specifications

Rating	220-240V~ 50Hz 100W
IP Rating	IPX1
Dimensions (mm)	296 (W) x 330 (H) x 225 (D)
Weight (kg)	0.56

For Technical and Warranty Support

1300 886 649

tempo.org/support

Distributed by Tempo (Aust) Pty Ltd,
PO BOX 6097, North Sydney NSW 2059

Notes

wellcare



Please read the manual

It will help you get the best out of your product.

Still have questions?

Call After Sales Support
1300 886 649
Or visit tempo.org/support



Please scan the QR code to access the latest manual.

Product does not work?

If you encounter problems with this product, or if it fails to perform to your expectations, make sure to contact our After Sales Support Centre on (AU) 1300 886 649 or (NZ) 0800 836 761 for advice.

Distributed by Tempo (Aust) Pty Ltd ABN 70 106 100 252
PO BOX 6097, North Sydney NSW 2059

Customer Helpline:

(AU) 1300 886 649 (NZ) 0800 836 761

Email: tempo.org/support

www.wellcarehealthproducts.com